

Deliverable **1.1****Report on the set up of the communication facilities, project website, project brochure**

Lead Partner:	ME.TE.DA Srl
Authors:	METEDA
Date:	15 january 2015
Revision:	V1.0
Dissemination Level	PUBLIC



With the support of



Project Acronym:

HELICOPTER

Project full title:

HEalthy Life support through COmPrehensive Tracking of individual and Environmental Behaviors

AAL project number:

AAL-2012-5-150

Table of Contents

1. INTRODUCTION3

1.1 MAILING LIST4

1.2 FILE SHARING6

1.3 WEBSITE7

Introduction7

Structure of the Website10

Home10

Project.....12

News&Events16

Consortium.....16

Contact.....18

Privacy Policy.....19

1.4 INFORMATION BROCHURE20



1. INTRODUCTION

The tools for collaboration and communication between partners that have been identified and implemented are two:

- A mailing list: made with Google groups
- File sharing: through the use of Google Drive

There was some discussion between the project partners on what could be the most appropriate tools and easy to use and has agreed on the use of the tools mentioned above.



1.1 MAILING LIST

It was established as the address helicopter_aal@googlegroups.com address to send emails addressed to all project partners.



Figure 1: Google Groups

The project coordinator maintains the list so as to ensure their effectiveness.

This tool allows you to have a graphical interface to view all emails sent to the address set up, allowing a view of the historian of his communications.

Google Groups is a Google product that allows you to create groups and email online. Google Groups is a free application available at www.groups.google.com. Following are some things you can do with Google Groups:

- Take part in discussions on a specific topic.
- Create a group of customer support for a product with questions and answers, such as a part of the software programmed by your company.
- Organize meetings, conferences or social events among members of a group.
- Find people with hobbies, interests and similar backgrounds.
- Read the post of groups via email, online interface, or both.



There are two types of user roles in Google Groups: participants and administrators. Participants enrolling in groups and participate in group discussions. Administrators create new groups and manage members, discussions and other group settings. The role permissions determine what a user can do inside the group.



1.2 FILE SHARING

We have created a folder in Google Drive called "Helicopter", in that folder are shared all files useful to the project partners.

Definitely will be shared with the following information:

- Official Documents
- Document management project
- Reports and other materials Meeting
- Useful documents to different activities
- Technical documents for the continuation of the activities.




Figure 2: Google Drive

Google Drive is a web service online storage and synchronization introduced by Google April 24, 2012 that allows the file hosting, file sharing and collaborative editing of documents, initially, up to 5 GB; from October 2013 up to 15 GB free (inclusive of storing Gmail and Google pictures) expandable to 16 TB in total.



The service can be used via the Web, uploading and viewing files through the web browser, or through the application installed on your computer that automatically synchronizes a local folder on the shared file system with that. On Google Drive are also present documents created in Google Docs.

Google Drive is dependent on open source software.

Conclusions

It is believed that the measures chosen and implemented are sufficient to ensure a continuous interaction between project partners. For the dissemination of the results will be also created a website which will take account parameters of communications useful for this phase of the project.

<https://support.google.com/groups/answer/46601?hl=it>

<http://it.wikipedia.org/wiki>

1.3 WEBSITE

Introduction

The web portal created to support the project HELICOPTER (Healthy Life support through the Comprehensive Tracking of individual and Environmental Behaviors) aims to disseminate the results of the project.

It tackles the issues of prevention and management of some of the major diseases affecting the elderly population. This is achieved through the development of innovative solutions with a low invasiveness and high simplicity of use. The system aims to provide support for independent living of the elderly person using different technologies interacting with each other, in a single framework of highly distributed intelligence.



This project aimed at older people (65+), not subject to serious chronic illnesses or disabilities important, but who suffer (or risk) of metabolic or circulatory or mild cognitive deficit. Turns out, that 35% of the 'entire Italian population appears to be overweight, while 10% exceeded the threshold of obesity.

The Web portal was developed entirely through the use of the platform "WordPress" and were introduced to some plug-in for the specific functionality required, initially, by the tutor of the company. The site structure, style and graphics have been chosen as top of the project.



Graphics of the Website

The site was created so that the navigation between the different pages proves homogeneous and orderly. The drop-down menu contains all the sections on the site, allowing the end user to view information in a simple and immediate consultation making quick and easy.

The colors chosen coincide with the project logo HELICOPTER, as shown in Figure 5. The same choice was made for the footer of the portal.




Figure 3: *graphics*

The decision to include the slide only within the "Home", was carried out to allow the user to focus, while browsing other pages, exclusively on content.

Furthermore, to make the site "user-friendly", simple and intuitive, has also chosen to justify the text.



Structure of the Website

The initial structure of the site is as follows and is designed based on the content to be included.

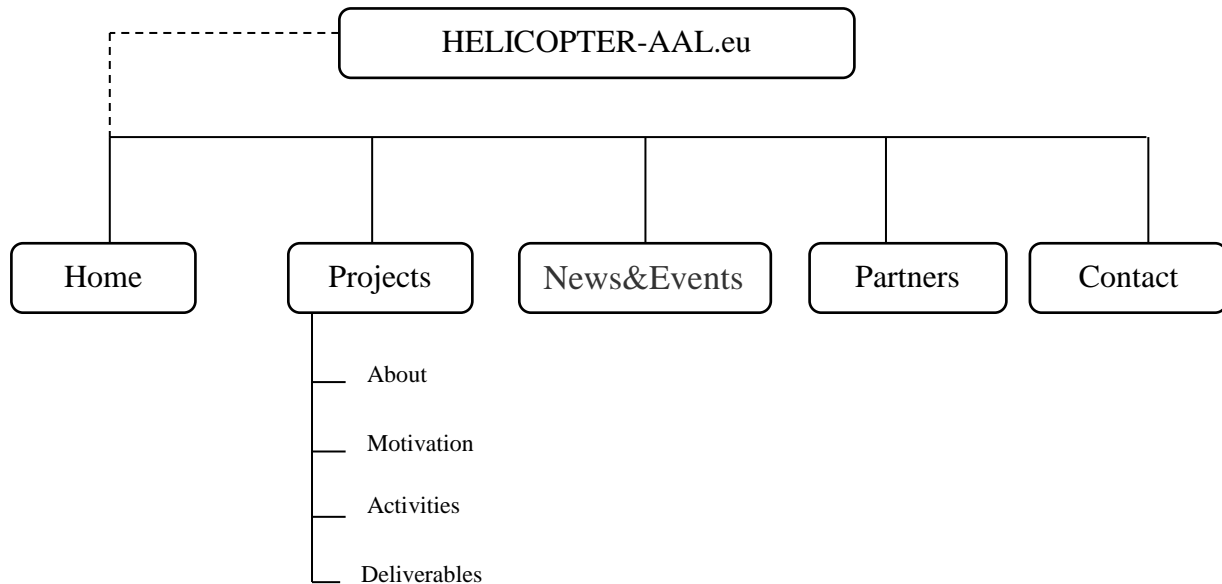


Figure 4: structure of the Website

The Web portal is composed of five sections: Home, Projects, News & Events, Partners, Contact, described below.

Home

The Home, as can be seen in Figure, is divided into several parts: the command bar at the top allows access to main sections of the site. At the center and in the foreground a slider appears with scrolling



images; finally, scrolling down you can read the aims of the project HELICOPTER.



Figure 5 Home



Project

These section, include further information on the HELICOPTER project related to:

- Prevention and management of some of the most common diseases affecting the elderly population;
- Technical information on the smart object, environmental and clinical sensors, clinical devices installed on users;
- The management of data detected from smart object, stored and processed by the system, with the purpose of prevention.

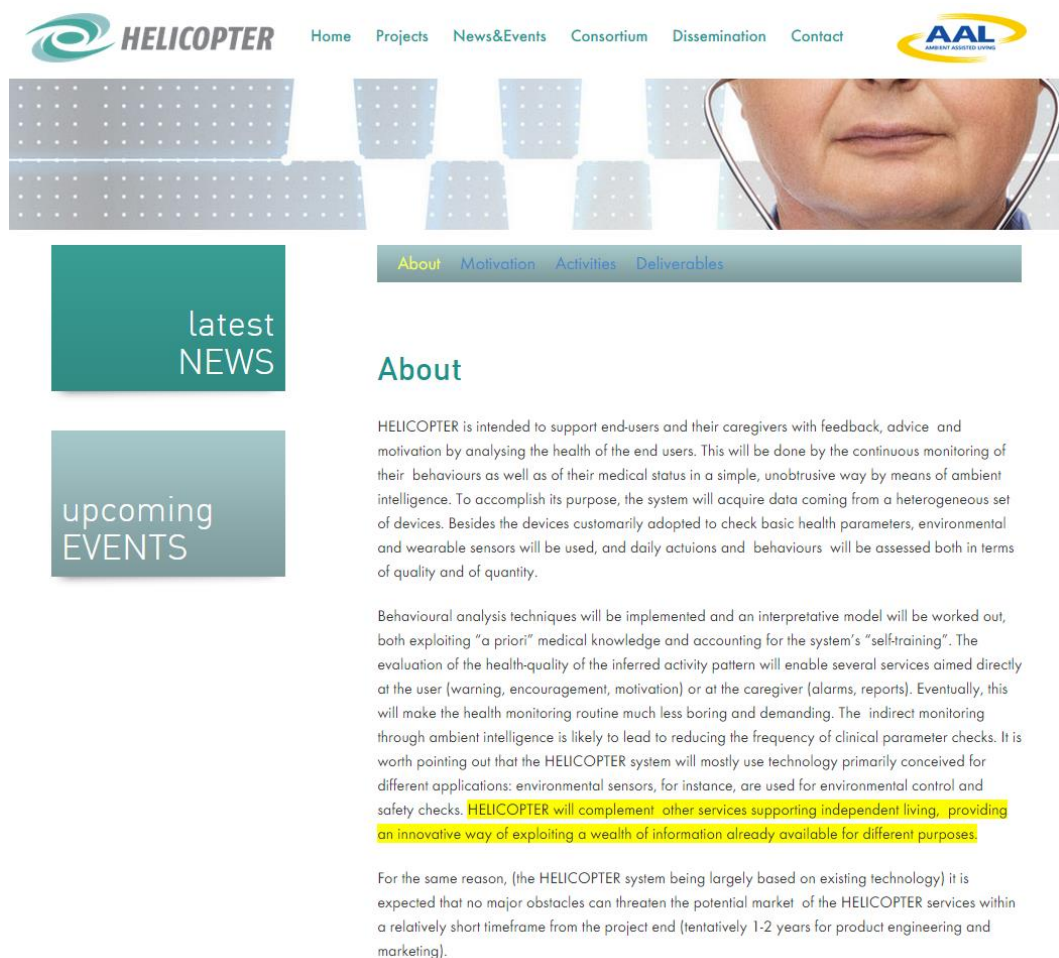


Figure 6: Projects



The Projects section has five subsections, namely: About, Motivation, Activities, Deliverables.

The subsection "Motivation" aims to illustrate in detail the reasons that led to the creation of the project. The project intends to address the issues of prevention and management of some of the most common diseases among the elderly population.

HELICOPTER has, therefore, intended to make the clinicians alert more appropriate in order to take action and sorted the most significant situations in the health. This home electronic triage would greatly increase the efficiency of the staff currently available, increase the possibility of widening the audience assisted at home with the same number of health personnel.

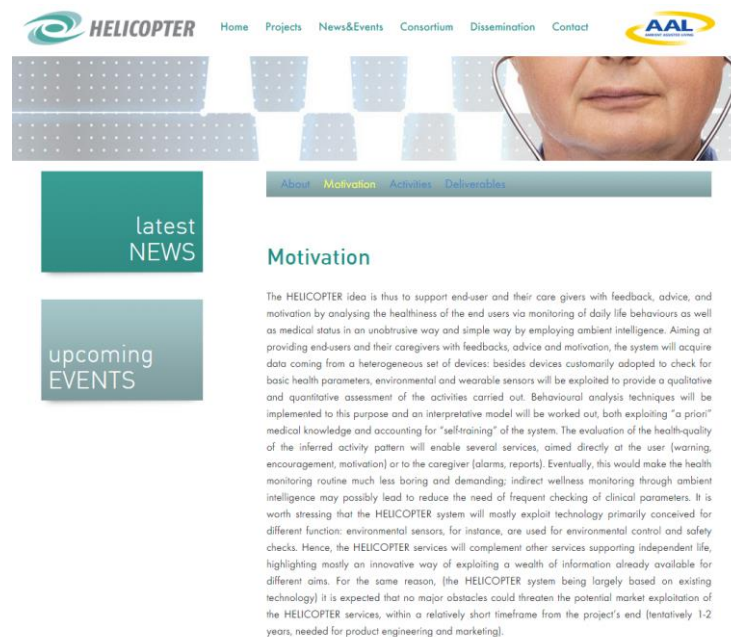


Figure 7: Motivation



The subsection Activities is designed to show the main activities that are carried out for the project. All activities have been divided into 5 WP (work packages), each in charge of a project partner. Below is a screenshot of this section.

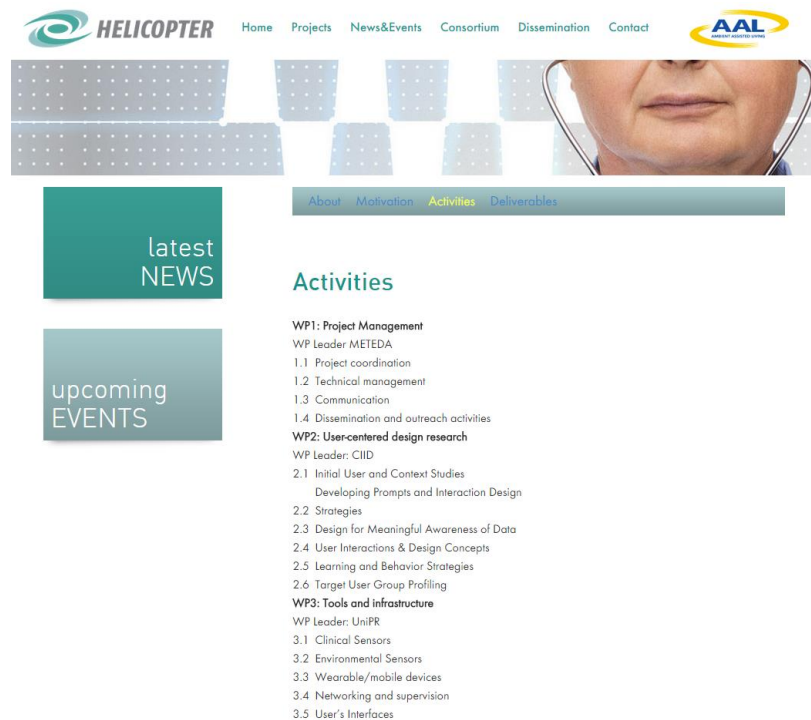


Figure 8: Activities



The section "Delivarables" contains the results that have been obtained and the targets set during the different phases of the project. For each deliverable has been established for the construction time and date as the deadline within which is also conducted a technical report which describes the development.

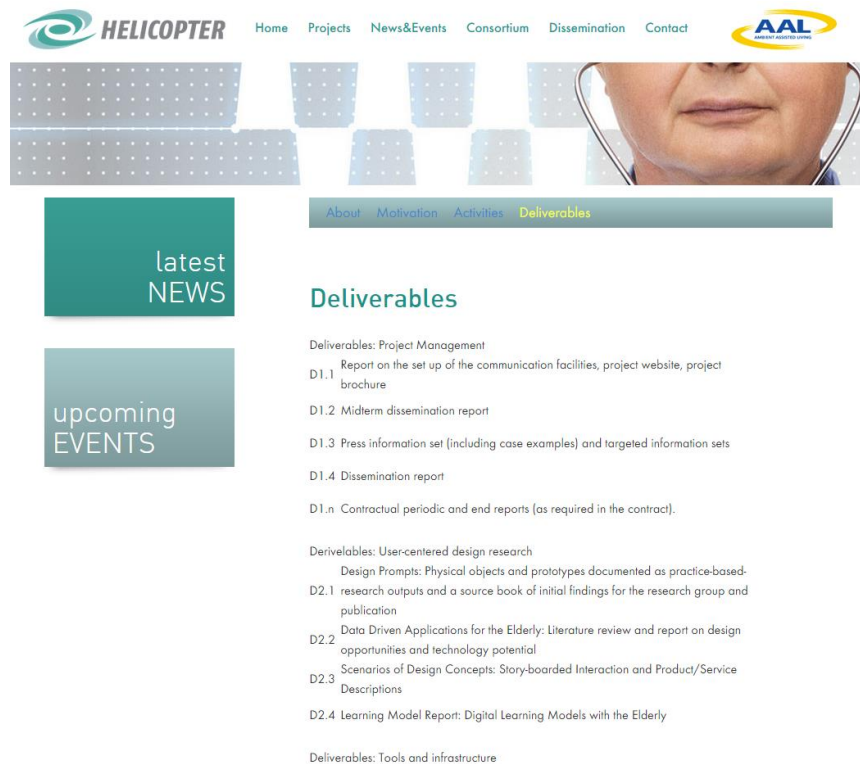


Figure 9: Deliverables



News&Events

News & Events page is designed to contain information on the latest events related to the project.

The user has the option, by clicking on the event, to get more information as it is redirected to that page depth.



Figure 10: News&Events

Consortium

The "Consortium" presents the partners involved.

The user has the possibility to consult the official web page of each partner by clicking on the logo.

The image below shows a view of this page.





Figure 11: Consortium

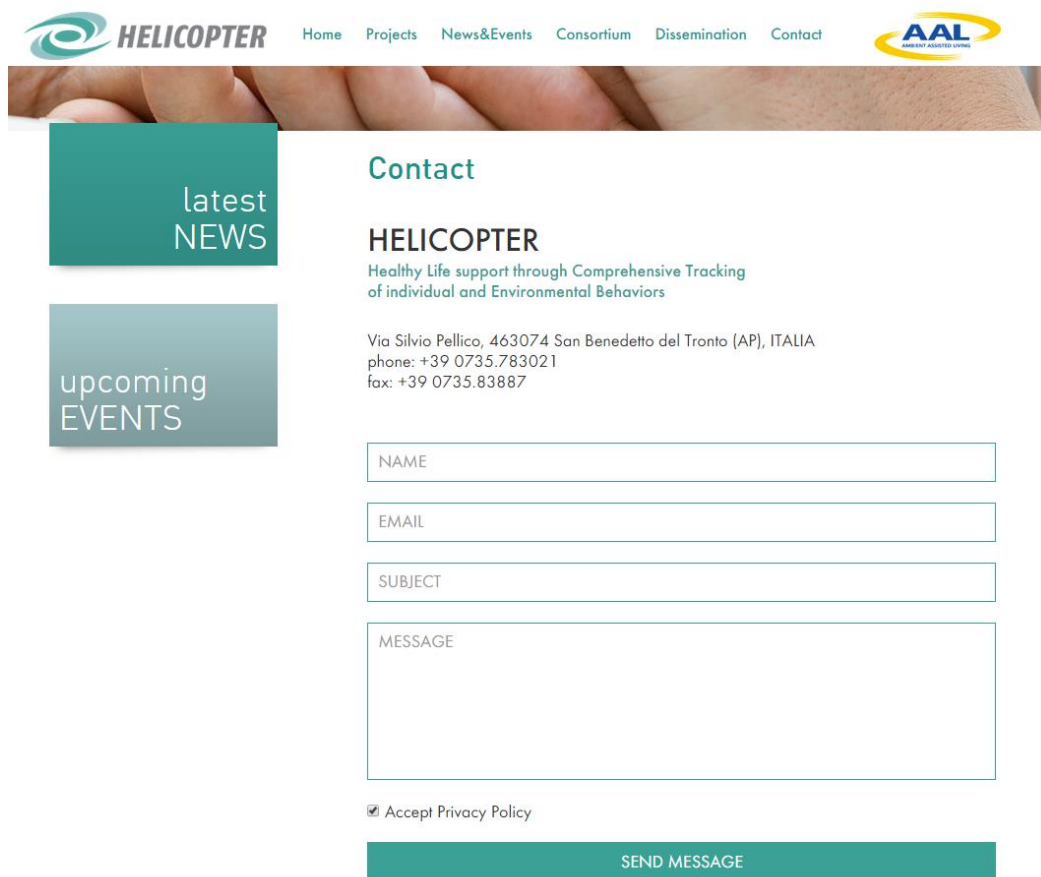


Contact

The Contact page, shown in figure 12, presents an application form, created with a special plug-in shown below, to interact with the project organizers.

The user has the ability to send e-mail to a specific request by simply entering your name, surname and email address.

Should the user prefer a direct contact, before the forms are included contact information for Me.Te.Da which is the project leader.



The screenshot shows the 'Contact' page of the HELICOPTER project website. The header includes the HELICOPTER logo, a navigation menu (Home, Projects, News&Events, Consortium, Dissemination, Contact), and the AAL logo. Below the header is a banner image of hands. On the left, there are two teal boxes labeled 'latest NEWS' and 'upcoming EVENTS'. The main content area is titled 'Contact' and features the HELICOPTER logo and tagline: 'Healthy Life support through Comprehensive Tracking of individual and Environmental Behaviors'. Contact details for Via Silvio Pellico, 463074 San Benedetto del Tronto (AP), ITALIA are provided, along with phone and fax numbers. A contact form with fields for NAME, EMAIL, SUBJECT, and MESSAGE is present, followed by a checkbox for 'Accept Privacy Policy' and a 'SEND MESSAGE' button.

Figure 12: Contact



The website, created to support the project HELICOPTER (Healthy Life support through the Comprehensive Tracking of individual and Environmental Behaviors), aims to disseminate the results of the project. It is rich in images, in order to activate the attention and involvement of the user navigates through the pages of the Web portal.

The portal is "user-friendly", as it is quick and easy the retrieval of information within it.

The colors used are perfectly in line with the whole structure of the site and all pages have the same shape.

Privacy Policy

From any page of the website by clicking on the bar at the bottom left on "Privacy Policy" you can access all the information related to privacy and data management.



1.4 INFORMATION BROCHURE

The brochure was produced using the same graphics, the same colors and the same information on the website. The two images below show the brochure with 3 doors. Were also made posters format 70x100 cm or A3.

The material has been made available to all partners to ensure the widest possible dissemination.



Figure 13: Brochure Front





Figure 14: Brochure Back





Figure 15: Poster

